

COLONIAL HIGH INCOME MUNICIPAL TRUST

Form N-Q

October 31, 2005

UNITED STATES  
SECURITIES AND EXCHANGE COMMISSION  
Washington, D.C. 20549

OMB APPROVAL  
OMB Number: 3235-0578  
Expires: February 28, 2006  
Estimated average burden hours per  
response.....20.00

**FORM N-Q**

**QUARTERLY SCHEDULE OF PORTFOLIO HOLDINGS OF REGISTERED**

**MANAGEMENT INVESTMENT COMPANY**

Investment Company Act file number

811-5754

Colonial High Income Municipal Trust

(Exact name of registrant as specified in charter)

One Financial Center, Boston, Massachusetts

(Address of principal executive offices)

02111

(Zip code)

Vincent Pietropaolo, Esq.

Columbia Management Group, Inc.

One Financial Center

Boston, MA 02111

(Name and address of agent for service)

Registrant's telephone number, including area code:

1-617-772-3698

Date of fiscal year end: 11/30/05

Date of reporting period: 08/31/05

---

Edgar Filing: COLONIAL HIGH INCOME MUNICIPAL TRUST - Form N-Q

INVESTMENT PORTFOLIO

August 31, 2005 (Unaudited)

Colonial High Income Municipal Trust

		Par (\$)	Value (\$)*
<b>Municipal Bonds</b>	<b>152.7%</b>		
<b>EDUCATION</b>	<b>4.9%</b>		
<b>Education</b>	<b>3.6%</b>		
<b>CA Educational Facilities Authority</b>			
	Loyola Marymount University, Series 2001, Insured: MBIA (a) 10/01/19	2,025,000	1,107,675
<b>CA Public Works Board</b>			
	UCLA, Series 2002 A, Insured: FSA 5.375% 10/01/15	1,010,000	1,118,181
<b>MA Development Finance Agency</b>			
	Western New England College, Series 2002, 6.125% 12/01/32	300,000	323,922
<b>MI Southfield Economic Development Corp.</b>			
	Lawrence University, Series 1998 A, 5.400% 02/01/18	1,000,000	1,023,610
<b>NC Capital Facilities Finance Authority</b>			
	Meredith College, Series 2001, Insured: AMBAC 5.125% 06/01/16	1,000,000	1,079,400
<b>PA Higher Education Facilities Authority</b>			
	Philadelphia University, Series 2004 A, 5.125% 06/01/25	600,000	608,190
<b>VT Educational &amp; Health Buildings Finance Agency</b>			
	Norwich University, Series 1998, 5.500% 07/01/21	1,500,000	1,553,010
<b>WV University</b>			
	Series 2000 A, Insured: AMBAC (a) 04/01/19	1,000,000	560,330
	Education Total		7,374,318
<b>Prep School</b>	<b>1.3%</b>		


Edgar Filing: COLONIAL HIGH INCOME MUNICIPAL TRUST - Form N-Q

<b>CA Statewide Communities Development Authority</b>			
	Crossroads School of Arts & Sciences, Series 1998, 6.000% 08/01/28(b)	1,240,000	1,300,202
<b>IL Development Finance Authority</b>			
	Latin School of Chicago, Series 1998, 5.650% 08/01/28	230,000	236,132
<b>MA Industrial Finance Agency</b>			
	Cambridge Friends School, Series 1998, 5.800% 09/01/28	1,000,000	986,260

<b>Municipal Bonds (continued)</b>	<b>Par (\$)</b>	<b>Value (\$)</b>
[Redacted content]		

**EDUCATION (continued)**

**Prep School (continued)**



Edgar Filing: COLONIAL HIGH INCOME MUNICIPAL TRUST - Form N-Q

St. John's High School, Series 1998, 5.350% 06/01/28	150,000	153,797
Prep School Total		2,676,391
EDUCATION TOTAL		10,050,709

**HEALTH CARE 42.4%**

**Continuing Care Retirement 13.1%**

Edgar Filing: COLONIAL HIGH INCOME MUNICIPAL TRUST - Form N-Q


<b>CA Association of Bay Area Governments Finance Authority for Nonprofit Corps.</b>			
	Eskaton Gold River Lodge, Series 1998:		
	6.375% 11/15/15	660,000	712,127
	6.375% 11/15/28	550,000	586,212
<b>CA La Verne</b>			
	Brethren Hillcrest Homes, Series 2003 B,		
	6.625% 02/15/25	690,000	767,011
<b>CA Statewide Community Development Authority</b>			
	Eskaton Village Grass Valley, Series 2000,		
	8.250% 11/15/31(b)	990,000	1,136,461
<b>CO Health Facilities Authority</b>			
	Covenant Retirement Communities, Inc., Series 2005,		
	5.000% 12/01/35	1,400,000	1,404,914
<b>CT Development Authority</b>			
	The Elim Park Baptist, Inc. Project, Series 2003,		
	5.850% 12/01/33	660,000	707,388
<b>FL Capital Projects Finance Authority</b>			
	Glenridge on Palmer Ranch, Series 2002 A,		
	8.000% 06/01/32	750,000	830,497
<b>FL Lee County Industrial Development Authority</b>			
	Shell Point Village Project, Series 1999 A,		
	5.500% 11/15/29	600,000	614,826
<b>GA Fulton County Residential Care Facilities Authority</b>			
	Canterbury Court Project, Series 2004 A,		
	6.125% 02/15/34	750,000	763,980
<b>GA Savannah Economic Development Authority</b>			
	Marshes of Skidaway, Series 2003 A,		
	7.400% 01/01/34	465,000	497,052



Municipal Bonds (continued)	Par (\$)	Value (\$)
[Redacted content]		

**HEALTH CARE (continued)**

**Continuing Care Retirement (continued)**




Edgar Filing: COLONIAL HIGH INCOME MUNICIPAL TRUST - Form N-Q

<b>IL Health Facilities Authority</b>			
	Lutheran Senior Ministries, Series 2001, 7.375% 08/15/31	900,000	965,124
	Washington & Jane Smith Community, Series 2003 A, 7.000% 11/15/32	725,000	769,965
<b>KS Manhattan</b>			
	Meadowlark Hills Retirement Home, Series 1999 A, 6.375% 05/15/20	650,000	676,013
<b>MA Boston Industrial Development Financing Authority</b>			
	Springhouse, Inc., Series 1998, 5.875% 07/01/20	255,000	260,286
<b>MA Development Finance Agency</b>			
	Loomis Communities: Series 1999 A, 5.625% 07/01/15	400,000	408,184
	Series 2002 A, 6.900% 03/01/32	100,000	109,570
<b>MD Westminster Economic Development Authority</b>			
	Carroll Lutheran Village, Inc., Series 2004 A: 5.875% 05/01/21	500,000	521,280
	6.250% 05/01/34	250,000	262,125
<b>NC Medical Care Commission</b>			
	United Methodist Retirement Homes, Inc., Series 2005 C, 5.500% 10/01/32(c)	600,000	614,862
<b>NH Higher Educational &amp; Health Facilities Authority</b>			
	Rivermead at Peterborough, Series 1998: 5.625% 07/01/18	500,000	506,390
	5.750% 07/01/28	500,000	504,780
<b>NJ Economic Development Authority</b>			
	Seabrook Village, Inc., Series 2000 A, 8.250% 11/15/30	925,000	1,032,873
	Lions Gate, Series 2005 A: 5.750% 01/01/25	205,000	211,947
	5.875% 01/01/37	830,000	853,788
	Winchester Gardens, Series 2004 A, 5.750% 11/01/24	750,000	802,283

Municipal Bonds (continued)	Par (\$)	Value (\$)
[Redacted content]		

**HEALTH CARE (continued)**

**Continuing Care Retirement (continued)**



Edgar Filing: COLONIAL HIGH INCOME MUNICIPAL TRUST - Form N-Q

<b>PA Delaware County Authority</b>			
	Dunwoody Village, Series 2003 A, 5.375% 04/01/17	600,000	640,938
<b>PA Lancaster Industrial Development Authority</b>			
	Garden Spot Village, Series 2000 A, 7.625% 05/01/31	500,000	545,250
<b>PA Montgomery County Industrial Development Authority</b>			
	Whitemarsh Continuing Care Retirement Community, Series 2005, 6.250% 02/01/35	750,000	792,330
<b>TN Johnson City Health &amp; Educational Facilities Authority</b>			
	Appalachian Christian Village Project, Series 2004 A, 6.250% 02/15/32	250,000	255,500
<b>TN Metropolitan Government Nashville &amp; Davidson County</b>			
	Blakeford at Green Hills, Series 1998, 5.650% 07/01/24	600,000	601,206
<b>TN Shelby County Health, Educational &amp; Housing Facilities Board</b>			
	Germantown Village, Series 2003 A, 7.250% 12/01/34	450,000	487,386
<b>TX Abilene Health Facilities Development Corp.</b>			
	Sears Methodist Retirement Center: Series 1998 A, 5.900% 11/15/25	1,000,000	1,004,500
	Series 2003 A, 7.000% 11/15/33	500,000	535,770
<b>TX Houston Health Facilities Development Corp.</b>			
	Buckingham Senior Living Community, Inc., Series 2004 A, 7.125% 02/15/34	500,000	541,010
<b>VA Winchester Industrial Development Authority</b>			
	Westminster Canterbury, Series 2005 A, 5.300% 01/01/35	750,000	760,200
<b>WI Health &amp; Educational Facilities Authority</b>			
	Attic Angel Obligated Group, Series 1998, 5.750% 11/15/27	1,000,000	1,006,770
	Clement Manor, Series 1998, 5.750% 08/15/24	1,300,000	1,306,682

<b>Municipal Bonds (continued)</b>	<b>Par (\$)</b>	<b>Value (\$)</b>
[Redacted content]		

**HEALTH CARE (continued)**  
**Continuing Care Retirement**  
**(continued)**





Edgar Filing: COLONIAL HIGH INCOME MUNICIPAL TRUST - Form N-Q

	Eastcastle Place, Inc., Series 2004, 6.125% 12/01/34	350,000	352,783
	Three Pillars Senior Living Communities, Series 2003, 5.750% 08/15/26	500,000	523,015
	United Lutheran Program for the Aging, Inc., Series 1998, 5.700% 03/01/28	1,000,000	1,004,950
	Continuing Care Retirement Total		26,878,228
<b>Health Services</b>	<b>1.7%</b>		

Edgar Filing: COLONIAL HIGH INCOME MUNICIPAL TRUST - Form N-Q

<b>CO Health Facilities Authority</b>			
	National Jewish Medical & Research Center:		
	Series 1998 B,		
	5.375% 01/01/29	750,000	760,342
	Series 1998,		
	5.375% 01/01/23	330,000	335,643
<b>MA Development Finance Agency</b>			
	Boston Biomedical Research Institute,		
	Series 1999:		
	5.650% 02/01/19	200,000	207,052
	5.750% 02/01/29	450,000	466,902
<b>MA Health &amp; Educational Facilities Authority</b>			
	Civic Investments, Inc.,		
	Series 2002 A,		
	9.000% 12/15/15	1,000,000	1,236,110
<b>MN Minneapolis &amp; St. Paul Housing &amp; Redevelopment Authority</b>			
	Healthpartners Project,		
	Series 2003		
	6.000% 12/01/21	500,000	557,005
	Health Services Total		3,563,054
<b>Hospitals</b>	<b>18.9%</b>		

Edgar Filing: COLONIAL HIGH INCOME MUNICIPAL TRUST - Form N-Q

<b>AR Conway Health Facilities Board</b>			
	Conway Regional Medical Center:		
	Series 1999 A,		
	6.400% 08/01/29	425,000	460,054
	Series 1999 B,		
	6.400% 08/01/29	1,000,000	1,082,480
<b>AR Washington County</b>			
	Washington Regional Medical Center,		
	Series 2005 B,		
	5.000% 02/01/30	750,000	761,227
<b>CA Rancho Mirage Joint Powers Financing Authority</b>			
	Eisenhower Medical Center,		
	Series 2004,		
	5.625% 07/01/29	1,000,000	1,065,430
<b>CA Turlock</b>			
	Emanuel Medical Center, Inc.,		
	Series 2004,		
	5.375% 10/15/34	1,500,000	1,571,040

<b>Municipal Bonds (continued)</b>	<b>Par (\$)</b>	<b>Value (\$)</b>
[Redacted content]		

**HEALTH CARE (continued)**

**Hospitals (continued)**




Edgar Filing: COLONIAL HIGH INCOME MUNICIPAL TRUST - Form N-Q

<b>CO Health Facilities Authority</b>			
	Parkview Medical Center, Inc., Series 2001, 6.600% 09/01/25	300,000	333,771
	Vail Valley Medical Center Project, Series 2004, 5.000% 01/15/20	750,000	783,630
<b>FL Orange County Health Facilities Authority</b>			
	Orlando Regional Healthcare System, Series 2002, 5.750% 12/01/32	200,000	215,560
<b>FL South Lake County Hospital District</b>			
	South Lake Hospital, Inc., Series 2003, 6.375% 10/01/34	500,000	543,015
<b>FL Tampa</b>			
	H. Lee Moffitt Cancer Center, Series 1999 A, 5.750% 07/01/29	2,000,000	2,100,240
<b>FL West Orange Healthcare District</b>			
	Series 2001 A, 5.650% 02/01/22	525,000	558,989
<b>GA Coffee County Hospital Authority</b>			
	Coffee Regional Medical Center, Inc., Series 2004, 5.000% 12/01/26	600,000	619,356
<b>IL Health Facilities Authority</b>			
	Thorek Hospital & Medical Center, Series 1998, 5.250% 08/15/18	600,000	616,824
<b>IL Southwestern Development Authority</b>			
	Anderson Hospital, Series 1999, 5.500% 08/15/20	225,000	234,205
<b>IN Health Facility Financing Authority</b>			
	Community Foundation of Northwest Indiana, Inc., Series 2004 A, 6.000% 03/01/34	575,000	618,159
<b>LA Public Facilities Authority</b>			
	Touro Infirmary, Series 1999 A, 5.625% 08/15/29	350,000	361,190
<b>MA Health &amp; Educational Facilities Authority</b>			
	Jordan Hospital, Series 2003 E, 6.750% 10/01/33	500,000	554,765
	Milford - Whitinsville Regional Hospital, Series 2002 D, 6.350% 07/15/32	1,000,000	1,075,570

<b>Municipal Bonds (continued)</b>	<b>Par (\$)</b>	<b>Value (\$)</b>
[Redacted content]		

**HEALTH CARE (continued)**

**Hospitals (continued)**






Edgar Filing: COLONIAL HIGH INCOME MUNICIPAL TRUST - Form N-Q

<b>MD Health &amp; Higher Educational Facilities Authority</b>			
	Adventist Healthcare, Series 2003 A:		
	5.000% 01/01/16	400,000	416,568
	5.750% 01/01/25	600,000	649,518
<b>MI Dickinson County</b>			
	Series 1999, 5.700% 11/01/18	750,000	774,315
<b>MI Flint Hospital Building Authority</b>			
	Hurley Medical Center, Series 1998 A, 5.375% 07/01/20	450,000	457,326
<b>MN St. Paul Housing &amp; Redevelopment Authority</b>			
	HealthEast, Inc., Series 2001 A, 5.700% 11/01/15	1,000,000	1,039,950
<b>MN Washington County Housing &amp; Redevelopment Authority</b>			
	HealthEast, Inc., Series 1998, 5.250% 11/15/12	1,300,000	1,340,274
<b>NC Medical Care Commission</b>			
	Stanly Memorial Hospital, Series 1999, 6.375% 10/01/29	1,915,000	2,062,704
<b>NH Higher Educational &amp; Health Facilities Authority</b>			
	Catholic Medical Center, Series 2002, 6.125% 07/01/32	400,000	431,368
	Littleton Hospital Association, Inc.: Series 1998 A, 6.000% 05/01/28	625,000	638,894
	Series 1998 B, 5.900% 05/01/28	780,000	794,165
<b>NJ Health Care Facilities Authority</b>			
	Capital Health Systems, Inc., Series 2003 A, 5.750% 07/01/23	650,000	707,570
<b>NV Henderson</b>			
	Catholic Healthcare West, Series 1998, 5.375% 07/01/26	500,000	514,880
<b>NY Dormitory Authority</b>			
	Mount Sinai Hospital, NYU Hospitals Center, and Hospital for Joint Diseases Orthopedic Institute, Series 2000: 5.500% 07/01/26	850,000	867,697
	5.500% 07/01/26	400,000	408,308

<b>Municipal Bonds (continued)</b>	<b>Par (\$)</b>	<b>Value (\$)</b>
[Redacted content]		

**HEALTH CARE (continued)**

**Hospitals (continued)**




Edgar Filing: COLONIAL HIGH INCOME MUNICIPAL TRUST - Form N-Q

	North Shore Long Island Jewish Medical Center, Series 2003, 5.500% 05/01/33	300,000	320,796
<b>OH Highland County Joint Township Hospital District</b>			
	Series 1999, 6.750% 12/01/29	935,000	963,190
<b>OH Lakewood</b>			
	Lakewood Hospital Association, Series 2003, 5.500% 02/15/14	600,000	653,196
<b>OH Miami County Hospital Facilities Authority</b>			
	Upper Valley Medical Center, Inc., Series 1996 A, 6.375% 05/15/26	1,000,000	1,033,170
<b>OH Sandusky County</b>			
	Memorial Hospital, Series 1998, 5.150% 01/01/10	250,000	256,218
<b>PA Allegheny County Hospital Development Authority</b>			
	Ohio Valley General Hospital, Series 1998 A, 5.450% 01/01/28	1,000,000	1,022,660
<b>SC Jobs-Economic Development Authority</b>			
	Bon Secours Health Systems, Inc., Series 2002 A, 5.500% 11/15/23	1,750,000	1,864,310
<b>SC Lexington County Health Services District</b>			
	Lexington Medical Center Project, Refunding, Series 2003, 5.500% 11/01/23	750,000	804,442
<b>SD Health &amp; Educational Facilities Authority</b>			
	Sioux Valley Hospital & Health System, Series 2004 A, 5.250% 11/01/34	800,000	844,368
<b>TX Comal County Health Facilities Development Authority</b>			
	McKenna Memorial, Series 2002 A, 6.250% 02/01/32	500,000	539,915
<b>TX Tyler Health Facilities Development Corp.</b>			
	Mother Frances Hospital, Series 2001, 6.000% 07/01/31	1,000,000	1,070,930

Municipal Bonds (continued)	Par (\$)	Value (\$)
[Redacted content]		

**HEALTH CARE (continued)**

**Hospitals (continued)**



Edgar Filing: COLONIAL HIGH INCOME MUNICIPAL TRUST - Form N-Q

<b>VA Prince William County Industrial Development Authority</b>			
	Potomac Hospital Corp., Series 2003,		
	5.200% 10/01/30	650,000	684,807
<b>VT Educational &amp; Health Buildings Finance Agency</b>			
	Brattleboro Memorial Hospital, Series 1998,		
	5.375% 03/01/28	1,075,000	1,081,235
<b>WA Health Care Facilities Authority</b>			
	Kadlec Medical Center, Series 2001, Insured: RAD		
	5.875% 12/01/21	600,000	656,322
<b>WI Health &amp; Educational Facilities Authority</b>			
	Aurora Health Care, Inc., Series 2003,		
	6.400% 04/15/33	525,000	585,932
	Fort HealthCare, Inc., Project, Series 2004,		
	5.750% 05/01/29	1,000,000	1,065,180
	Wheaton Franciscan Services, Series 2002,		
	5.750% 08/15/30	600,000	647,850
	Hospitals Total		38,753,563
<b>Intermediate Care Facilities</b>	<b>0.6%</b>		

Edgar Filing: COLONIAL HIGH INCOME MUNICIPAL TRUST - Form N-Q

<b>IL Development Finance Authority</b>			
	Hoosier Care, Inc.,		
	Series 1999 A,		
	7.125% 06/01/34	1,185,000	1,116,460
<b>IN Health Facilities Financing Authority</b>			
	Hoosier Care, Inc.,		
	Series 1999 A,		
	7.125% 06/01/34	150,000	141,324
	Intermediate Care Facilities Total		1,257,784
<b>Nursing Homes</b>	<b>8.1%</b>		




Edgar Filing: COLONIAL HIGH INCOME MUNICIPAL TRUST - Form N-Q

<b>AK Juneau</b>			
	St. Ann's Care Center, Inc., Series 1999, 6.875% 12/01/25	1,250,000	1,232,713
<b>CO Health Facilities Authority</b>			
	American Housing Foundation I, Inc., Series 2003 A, 8.500% 12/01/31	465,000	491,547
	Pioneer Health Care, Series 1989, 10.500% 05/01/19	1,790,000	1,393,980
	Volunteers of America Care Facilities: Series 1998 A:		

Municipal Bonds (continued)	Par (\$)	Value (\$)
[Redacted content]		

**HEALTH CARE (continued)**  
**Nursing Homes (continued)**



Edgar Filing: COLONIAL HIGH INCOME MUNICIPAL TRUST - Form N-Q

	5.450% 07/01/08	120,000	120,738
	5.750% 07/01/20	865,000	894,047
	Series 1999 A, 6.000% 07/01/29	350,000	360,262
<b>IA Finance Authority</b>			
	Care Initiatives Project: Series 1996, 9.250% 07/01/25	950,000	1,152,341
	Series 1998 B, 5.750% 07/01/18	550,000	552,019
	5.750% 07/01/28	1,475,000	1,395,851
<b>IN Gary</b>			
	West Side Health Care Center, Series 1987 A, 11.500% 10/01/17(d)	1,330,000	399,000
<b>IN Michigan City Health Facilities Authority</b>			
	Metro Health Foundation, Inc. Project, Series 1993, 11.000% 11/01/22(e)	2,294,190	229
<b>MA Development Finance Agency</b>			
	Alliance Health Care Facilities, Series 1999 A, 7.100% 07/01/32	1,270,000	1,296,314
	Woodlawn Manor, Inc.: Series 2000 A, 7.750% 12/01/27	1,509,135	830,462
	Series 2000 B, 10.250% 06/01/27(d)	475,907	23,795
<b>MN Sartell</b>			
	Foundation for Healthcare, Series 1999 A, 6.625% 09/01/29	1,145,000	1,188,155
<b>PA Chester County Industrial Development Authority</b>			
	Pennsylvania Nursing Home, Series 2002, 8.500% 05/01/32	1,585,000	1,669,385
<b>PA Washington County Industrial Development Authority</b>			
	AHF Project, Series 2003, 7.750% 01/01/29	1,211,000	1,243,770
<b>TN Metropolitan Government Nashville &amp; Davidson County Health &amp; Education Facility Board</b>			
	AHF Project, Series 2003, 7.750% 01/01/29	1,141,000	1,171,875

Municipal Bonds (continued)	Par (\$)	Value (\$)
[Redacted content]		

**HEALTH CARE (continued)**  
**Nursing Homes (continued)**



Edgar Filing: COLONIAL HIGH INCOME MUNICIPAL TRUST - Form N-Q

<b>TX Kirbyville Health Facilities Development Corp.</b>			
	Heartway III Project, Series 1997 A, 10.000% 03/20/18(d)	668,626	200,655
<b>WA Kitsap County Consolidated Housing Authority</b>			
	Martha & Mary Health Services, Series 1996, Insured: GNMA 7.100% 02/20/36	1,000,000	1,068,850
<b>WI Health &amp; Educational Facilities Authority</b>			
	Metro Health Foundation, Inc., Series 1993, 11.000% 11/01/22(e)	2,063,727	206
	Nursing Homes Total		16,686,194
	HEALTH CARE TOTAL		87,138,823

**HOUSING 16.7%**

**Assisted Living / Senior 4.4%**




Edgar Filing: COLONIAL HIGH INCOME MUNICIPAL TRUST - Form N-Q

<b>DE Kent County</b>	Heritage at Dover, Series 1999, AMT, 7.625% 01/01/30	1,665,000	1,547,135
<b>GA Columbus Housing Authority</b>	The Gardens at Calvary, Series 1999, 7.000% 11/15/19	485,000	472,662
<b>IL Development Finance Authority</b>	Care Institute, Inc., Series 1995, 8.250% 06/01/25	1,195,000	1,236,514
<b>MN Roseville</b>	Care Institute, Inc., Series 1993, 7.750% 11/01/23	1,740,000	1,218,000
<b>NC Medical Care Commission</b>	DePaul Community Facilities Project, Series 1999, 7.625% 11/01/29	1,445,000	1,515,848
<b>NY Huntington Housing Authority</b>	Gurwin Jewish Senior Center: Series 1999 A, 5.875% 05/01/19	700,000	703,367
	6.000% 05/01/29	775,000	777,782
<b>TX Bell County Health Facility Development Corp.</b>	Care Institute, Inc., Series 1994, 9.000% 11/01/24	1,670,000	1,621,036
	Assisted Living / Senior Total		9,092,344

Municipal Bonds (continued)	Par (\$)	Value (\$)
[Redacted content]		

**HOUSING (continued)**

**Multi - Family 10.2%**



Edgar Filing: COLONIAL HIGH INCOME MUNICIPAL TRUST - Form N-Q

<b>DC Housing Finance Agency</b>			
	Henson Ridge, Series 2004 E, AMT, Insured: FHA 5.100% 06/01/37	1,000,000	1,033,530
<b>DE Wilmington</b>			
	Electra Arms Senior Association Project, Series 1998, AMT, 6.250% 06/01/28	910,000	790,189
<b>FL Broward County Housing Finance Authority</b>			
	Chaves Lake Apartment Project, Series 2000 A, AMT, 7.500% 07/01/40	750,000	760,035
<b>FL Clay County Housing Finance Authority</b>			
	Madison Commons Apartments, Series 2000 A, AMT, 7.450% 07/01/40	720,000	731,779
<b>MA Housing Finance Agency</b>			
	Series 2004 A, AMT,; Insured: FSA 5.250% 07/01/25	3,000,000	3,114,840
	Series 2005 B, 5.000% 06/01/30	500,000	518,985
	Series 2005 E, AMT, 5.000% 12/01/28	500,000	509,985
<b>MN Lakeville</b>			
	Southfork Apartments Project: Series 1989 A, 9.875% 02/01/20	2,570,000	2,571,516
	Series 1989 B, (a) 02/01/20	903,000	238,112
<b>MN Robbinsdale Economic Development Authority</b>			
	Broadway Court, Series 1999 A, 6.875% 01/01/26	500,000	514,655
<b>MN Washington County Housing &amp; Redevelopment Authority</b>			
	Cottages of Aspen, Series 1992, AMT, 9.250% 06/01/22	960,000	980,774
<b>MN White Bear Lake</b>			
	Birch Lake Townhome Project: Series 1989 A, AMT, 10.250% 07/15/19	2,200,000	2,090,000
	Series 1989 B, AMT, (a) 07/15/19	690,000	217,378

Municipal Bonds (continued)	Par (\$)	Value (\$)
[Redacted content]		

**HOUSING (continued)**

**Multi - Family (continued)**



Edgar Filing: COLONIAL HIGH INCOME MUNICIPAL TRUST - Form N-Q

<b>NC Medical Care Commission</b>			
	ARC Projects, Series 2004 A, 5.800% 10/01/34	500,000	520,140
<b>NM Mortgage Finance Authority</b>			
	Series 2005 E, AMT, Insured: FHA 4.800% 09/01/40	1,500,000	1,500,270
<b>Resolution Trust Corp.</b>			
	Pass-Through Certificates, Series 1993 A, 8.500% 12/01/16	546,075	542,569
<b>TN Chattanooga Health, Educational &amp; Housing Facility Board</b>			
	CDFI Phase I LLC, Series 2005 B, 6.000% 10/01/35	400,000	404,800
<b>TN Franklin Industrial Development Board</b>			
	Landings Apartment Project, Series 1996 B, 8.750% 04/01/27	825,000	845,279
<b>TX Affordable Housing Corp.</b>			
	NHT/GTEX Project, Series 2001 C, 10.000% 10/01/31(b)(d)(f)	870,000	8,700
<b>TX Department of Housing &amp; Community Affairs</b>			
	Pebble Brooks Apartments, Series 1998, AMT, Guarantor: FNMA 5.500% 12/01/18	1,000,000	1,044,320
<b>TX El Paso County Housing Finance Corp.</b>			
	American Village Communities: Series 2000 C, 8.000% 12/01/32	380,000	394,056
	Series 2000 D, 10.000% 12/01/32	410,000	428,040
<b>VA Alexandria Redevelopment &amp; Housing Authority</b>			
	Courthouse Commons Apartments, Series 1990 A, AMT, 10.000% 01/01/21	1,500,000	1,221,480
	Multi - Family Total		20,981,432
<b>Single Family 2.1%</b>			


Edgar Filing: COLONIAL HIGH INCOME MUNICIPAL TRUST - Form N-Q

<b>MA Housing Finance Agency</b>			
	Series 2005 118, AMT, 4.850% 12/01/35(c)	1,750,000	1,762,845
<b>ME Housing Authority</b>			
	Series 2005 D-2, AMT, 4.800% 11/15/36	1,000,000	1,005,330



Municipal Bonds (continued)	Par (\$)	Value (\$)
[Redacted content]		

**HOUSING (continued)**  
**Single Family (continued)**



Edgar Filing: COLONIAL HIGH INCOME MUNICIPAL TRUST - Form N-Q

**WI Housing & Economic Development  
Authority**

Series 2005 C, AMT, 4.875% 03/01/36	1,500,000	1,509,990
Single Family Total		4,278,165
HOUSING TOTAL		34,351,941

**INDUSTRIALS** 7.3%  
**Food Products** 1.7%

Edgar Filing: COLONIAL HIGH INCOME MUNICIPAL TRUST - Form N-Q

<b>GA Cartersville Development Authority</b>			
	Anheuser Busch Project, Inc., Series 2002, AMT, 5.950% 02/01/32	1,000,000	1,076,710
<b>LA Southern Louisiana Port Commission</b>			
	Cargill, Inc. Project, Series 1997, 5.850% 04/01/17	1,000,000	1,038,940
<b>MI Strategic Fund</b>			
	Imperial Holly Corp., Sebewaing Project, Series 1998 A, 6.250% 11/01/15	1,250,000	1,262,087
	Food Products Total		3,377,737

**Forest Products & Paper 2.8%**

Edgar Filing: COLONIAL HIGH INCOME MUNICIPAL TRUST - Form N-Q

<b>AL Camden Industrial Development Board</b>			
	Weyerhaeuser Co., Series 2003 B, AMT, 6.375% 12/01/24	550,000	605,638
<b>AL Courtland Industrial Development Board</b>			
	International Paper Co., Series 2003 B, AMT, 6.250% 08/01/25	1,000,000	1,086,970
<b>AL Phenix City Industrial Development Board</b>			
	Meadwestvaco Corp., Series 2002 A, AMT, 6.350% 05/15/35	550,000	596,761
<b>AR Camden Environmental Improvement Authority</b>			
	International Paper Co., Series 2004 A, AMT, 5.000% 11/01/18	250,000	254,493
<b>GA Rockdale County Development Authority</b>			
	Visy Paper, Inc., Series 1993, AMT, 7.500% 01/01/26	1,800,000	1,815,282

Municipal Bonds (continued)	Par (\$)	Value (\$)
[Redacted content]		

**INDUSTRIALS (continued)**

**Forest Products & Paper (continued)**





Edgar Filing: COLONIAL HIGH INCOME MUNICIPAL TRUST - Form N-Q

<b>MS Lowndes County</b>			
	Weyerhaeuser Co. Project, Series 1992 B,		
	6.700% 04/01/22	850,000	1,045,032
<b>VA Bedford County Industrial Development Authority</b>			
	Nekoosa Packaging Corp., Series 1998, AMT,		
	5.600% 12/01/25	400,000	404,120
	Forest Products & Paper Total		5,808,296
<b>Manufacturing</b>	<b>0.9%</b>		

Edgar Filing: COLONIAL HIGH INCOME MUNICIPAL TRUST - Form N-Q

**IL Will-Kankakee Regional  
Development Authority**

Flanders Corp., Precisionaire  
Project,  
Series 1997, AMT,  
6.500% 12/15/17

780,000

797,137

**TX Trinity River Authority**

Texas Instruments Project,  
Series 1996, AMT,  
6.200% 03/01/20  
Manufacturing Total

1,000,000

1,029,390

1,826,527

**Metals & Mining 0.7%**

Edgar Filing: COLONIAL HIGH INCOME MUNICIPAL TRUST - Form N-Q

**NV Department of Business & Industry**

Wheeling-Pittsburgh Steel Corp., Series 1999 A, AMT, 8.000% 09/01/14	893,387	917,116
--	---------	---------

**VA Greenville County Industrial  
Development Authority**

Wheeling-Pittsburgh Steel Corp., Series 1999 A, AMT, 7.000% 04/01/14	465,000	452,440
Metals & Mining Total		1,369,556

**Oil & Gas 1.2%**

Edgar Filing: COLONIAL HIGH INCOME MUNICIPAL TRUST - Form N-Q

**NJ Middlesex County Pollution Control Authority**

Amerada Hess Corp., Series 2004, 6.050% 09/15/34	285,000	305,591
--	---------	---------

**TX Gulf Coast Industrial Development Authority**

Citgo Petroleum, Series 1998, AMT, 8.000% 04/01/28	500,000	571,215
--	---------	---------

**VI Government**

Hovensa LLC, Series 2002, AMT, 6.500% 07/01/21	375,000	427,913
--	---------	---------


**VI Public Finance Authority**

Hovensa LLC: Series 2003, AMT, 6.125% 07/01/22	525,000	580,246
--	---------	---------

Municipal Bonds (continued)	Par (\$)	Value (\$)
[Redacted content]		

**INDUSTRIALS (continued)**

**Oil & Gas (continued)**



Series 2004, AMT, 5.875% 07/01/22	600,000	653,160
Oil & Gas Total		2,538,125
INDUSTRIALS TOTAL		14,920,241

**OTHER 16.6%**

**Other 0.7%**





Edgar Filing: COLONIAL HIGH INCOME MUNICIPAL TRUST - Form N-Q

**NY Convention Center Operating Corp.**

Yale Building Project,  
Series 2003,  
(a) 06/01/08

1,700,000	1,491,886
Other Total	1,491,886

**Pool / Bond Bank 0.4%**

Edgar Filing: COLONIAL HIGH INCOME MUNICIPAL TRUST - Form N-Q

<b>MI Municipal Bond Authority</b>			
	Local Government Loan Project, Series 2001 A, Insured: AMBAC		
	5.375% 11/01/17	750,000	828,668
	Pool / Bond Bank Total		828,668
<b>Refunded / Escrowed(g)</b>	<b>13.5%</b>		


Edgar Filing: COLONIAL HIGH INCOME MUNICIPAL TRUST - Form N-Q

<b>CA Golden State Tobacco Securitization Corp.</b>			
	Series 2003 B:		
	Insured: AMBAC		
	5.000% 06/01/43	3,500,000	3,854,235
	Pre-refunded 06/01/13,		
	5.500% 06/01/43	750,000	851,167
<b>CA Riverside County Public Financing Authority</b>			
	Series 1997 A,		
	Pre-refunded: 10/01/06,		
	5.500% 10/01/22	185,000	193,634
<b>CO Denver City &amp; County Airport</b>			
	Series 1992 C, AMT,		
	Escrowed to Maturity,		
	6.125% 11/15/25	2,280,000	2,792,270
	Series 1992 C, AMT,:		
	Pre-refunded 03/03/2005,		
	6.125% 11/15/25	2,840,000	2,845,879
<b>CO E-470 Public Highway Authority</b>			
	Series 2000 B,		
	Pre-refunded 09/01/10,		
	(a) 09/01/35	8,750,000	1,116,150
<b>CT Development Authority</b>			
	New Haven Residuals LP,		
	Series 1996, AMT,		
	Escrowed to Maturity,		
	8.250% 12/01/06	345,000	359,449
<b>FL Northern Palm Beach County Improvement District</b>			

Municipal Bonds (continued)	Par (\$)	Value (\$)
[Redacted content]		

**OTHER (continued)**

**Refunded / Escrowed(g) (continued)**



Edgar Filing: COLONIAL HIGH INCOME MUNICIPAL TRUST - Form N-Q

	Series 1999, Pre-refunded 08/01/09, Insured: MBIA		
	6.000% 08/01/29	750,000	835,972
<b>GA Forsyth County Hospital Authority</b>			
	Georgia Baptist Health Care System, Series 1998, Escrowed to Maturity,		
	6.000% 10/01/08	625,000	651,663
<b>ID Health Facilities Authority</b>			
	IHC Hospitals, Inc., Series 1992, Escrowed to Maturity,		
	6.650% 02/15/21	1,750,000	2,303,210
<b>IL Health Facilities Authority</b>			
	Swedish American Hospital, Series 2000, Pre-refunded 05/15/10,		
	6.875% 11/15/30	500,000	575,950
<b>IL University of Illinois</b>			
	Series 2001 A, Pre-refunded 08/15/11, Insured: AMBAC		
	5.500% 08/15/17	685,000	765,474
<b>NC Lincoln County</b>			
	Lincoln County Hospital, Series 1991, Escrowed to Maturity,		
	9.000% 05/01/07	130,000	138,224
<b>NY New York City</b>			
	Series 1997 A, Pre-refunded 08/01/06, 7.000% 08/01/07	40,000	42,108
	Series 1997 H, Pre-refunded 08/01/07, 6.000% 08/01/17	25,000	26,703
<b>PA Delaware County Authority</b>			
	Mercy Health Corp., Series 1996, Pre-refunded 12/15/08,		
	6.000% 12/15/16	1,400,000	1,472,436
	6.000% 12/15/26	1,000,000	1,048,480
<b>PR Commonwealth of Puerto Rico Public Finance Corp.</b>			
	Series 2002 E, Escrowed to Maturity, 6.000% 08/01/26	155,000	197,617
<b>TN Shelby County Health, Educational &amp; Housing Facilities Board</b>			
	Open Arms Development Centers: Series 1992 A, Pre-refunded 08/01/07, 9.750% 08/01/19	780,000	903,646

Municipal Bonds (continued)	Par (\$)	Value (\$)
[Redacted content]		

**OTHER (continued)**

**Refunded / Escrowed(g) (continued)**





Edgar Filing: COLONIAL HIGH INCOME MUNICIPAL TRUST - Form N-Q

	Series 1992 C, Pre-refunded 08/01/07, 9.750% 08/01/19	760,000	880,475
<b>TX Board of Regents</b>			
	University of Texas, Series 2001 B, Escrowed to Maturity, 5.375% 08/15/18	650,000	722,377
<b>TX San Antonio Independent School District</b>			
	Series 1997, Escrowed to Maturity, Insured: PSFG 5.000% 08/15/27	4,000,000	4,221,680
<b>WV Hospital Finance Authority</b>			
	Charleston Area Medical Center, Series 2000 A, Pre-refunded 09/01/10, 6.750% 09/01/30	805,000	939,813
	Refunded / Escrowed Total		27,738,612

**Tobacco 2.0%**

Edgar Filing: COLONIAL HIGH INCOME MUNICIPAL TRUST - Form N-Q

<b>CA Golden State Tobacco Securitization Corp.</b>			
	Series 2003 A-1, 6.250% 06/01/33	1,800,000	2,009,016
<b>NJ Tobacco Settlement Financing Corp.</b>			
	Series 2003, 6.750% 06/01/39	1,500,000	1,749,600
<b>WA Tobacco Settlement Authority</b>			
	Series 2002, 6.625% 06/01/32	250,000	280,417
	Tobacco Total		4,039,033
	OTHER TOTAL		34,098,199

**OTHER REVENUE** 4.4%

**Hotels** 1.1%

Edgar Filing: COLONIAL HIGH INCOME MUNICIPAL TRUST - Form N-Q

<b>NJ Middlesex County Improvement Authority</b>			
	Heldrich Associates, LLC, Series 2005 B, 6.250% 01/01/37	1,250,000	1,259,925
<b>PA Philadelphia Authority for Industrial Development</b>			
	Doubletree Project, Series 1997 A, 6.500% 10/01/27	1,000,000	1,035,920
		<b>Hotels Total</b>	<b>2,295,845</b>

<b>Municipal Bonds (continued)</b>	<b>Par (\$)</b>	<b>Value (\$)</b>
[Redacted content]		

**OTHER REVENUE (continued)**

**Recreation 2.5%**



Edgar Filing: COLONIAL HIGH INCOME MUNICIPAL TRUST - Form N-Q

<b>CA Agua Caliente</b>			
	Band of Cahuilla Indians, Series 2003,		
	5.600% 07/01/13	1,000,000	1,019,910
<b>CA Cabazon Band Mission Indians</b>			
	Series 2004:		
	8.375% 10/01/15	275,000	284,983
	8.750% 10/01/19	970,000	1,005,589
<b>CT Mashantucket Western Pequot Tribe</b>			
	Series 1999 B, (a) 09/01/16	1,000,000	579,000
<b>CT Mohegan Tribe Gaming Authority</b>			
	Series 2001,		
	6.250% 01/01/31	275,000	298,188
<b>FL Capital Trust Agency</b>			
	Seminole Tribe Convention Center, Series 2002 A,		
	10.000% 10/01/33	1,350,000	1,486,350
<b>NM Red River Sports Facility</b>			
	Red River Ski Area Project, Series 1998,		
	6.450% 06/01/07	400,000	403,272
		Recreation Total	5,077,292
<b>Retail</b>	<b>0.8%</b>		

Edgar Filing: COLONIAL HIGH INCOME MUNICIPAL TRUST - Form N-Q

**NY New York City Industrial  
Development Agency**

IAC/Interactive Corp., Series 2005, 5.000% 09/01/35	1,000,000	1,024,600
---	-----------	-----------

**OH Lake County**

North Madison Properties, Series 1993, 8.819% 09/01/11	630,000	631,934
Retail Total		1,656,534
OTHER REVENUE TOTAL		9,029,671



**RESOURCE RECOVERY 2.4%**

**Disposal 0.8%**



Edgar Filing: COLONIAL HIGH INCOME MUNICIPAL TRUST - Form N-Q

<b>CA Pollution Control Financing Authority</b>			
	Republic Services, Series 2002 C, AMT, 5.250% 06/01/23	500,000	539,880
<b>MA Industrial Finance Agency</b>			
	Peabody Monofill Associates, Inc., Series 1994, 9.000% 09/01/05	240,000	240,000
<b>UT Carbon County</b>			
	Laidlaw Environmental: Series 1995 A, AMT, 7.500% 02/01/10	250,000	256,453

Municipal Bonds (continued)	Par (\$)	Value (\$)
[Redacted content]		

**RESOURCE RECOVERY (continued)**

**Disposal (continued)**



Edgar Filing: COLONIAL HIGH INCOME MUNICIPAL TRUST - Form N-Q

Series 1997 A, AMT,  
7.450% 07/01/17

500,000

524,510

Disposal Total

1,560,843

**Resource Recovery 1.6%**

Edgar Filing: COLONIAL HIGH INCOME MUNICIPAL TRUST - Form N-Q

<b>MA Development Finance Agency</b>			
	Ogden Haverhill Associates, Series 1999 A, AMT, 6.700% 12/01/14	250,000	271,372
<b>MA Industrial Finance Agency</b>			
	Ogden Haverhill Associates, Series 1998 A, AMT: 5.500% 12/01/13	500,000	513,070
	5.600% 12/01/19	500,000	514,220
<b>PA Delaware County Industrial Development Authority</b>			
	American REF-Fuel Co., Series 1997 A, 6.200% 07/01/19	2,000,000	2,081,620
	Resource Recovery Total		3,380,282
	RESOURCE RECOVERY TOTAL		4,941,125

**TAX - BACKED** 33.1%  
**Local Appropriated** 1.4%

Edgar Filing: COLONIAL HIGH INCOME MUNICIPAL TRUST - Form N-Q

<b>CA Compton</b>			
	Civic Center & Capital Improvements,		
	Series 1997 A,		
	5.500% 09/01/15	1,000,000	1,043,820
<b>SC Dorchester County School District No. 2</b>			
	Series 2004,		
	5.250% 12/01/29	650,000	684,496
<b>SC Laurens County School District No. 55</b>			
	Series 2005,		
	5.250% 12/01/30	1,050,000	1,091,265
	Local Appropriated Total		2,819,581
<b>Local General Obligations</b>	<b>12.2%</b>		




Edgar Filing: COLONIAL HIGH INCOME MUNICIPAL TRUST - Form N-Q

<b>CA East Side Union High School District</b>			
	Series 2003 B, Insured: MBIA		
	5.100% 02/01/20	1,000,000	1,134,900
<b>CA Fresno Unified School District</b>			
	Series 2002 A, Insured: MBIA		
	6.000% 02/01/18	2,000,000	2,427,820
<b>CA Los Angeles Unified School District</b>			
	Series 2002, Insured: MBIA		
	5.750% 07/01/16	700,000	828,457

Municipal Bonds (continued)	Par (\$)	Value (\$)
[Redacted content]		

**TAX - BACKED (continued)**

**Local General Obligations (continued)**



Edgar Filing: COLONIAL HIGH INCOME MUNICIPAL TRUST - Form N-Q

<b>CA Montebello Unified School District</b>			
	Series 2001, Insured: FSA		
	(a) 08/01/21	1,435,000	716,668
	(a) 08/01/23	1,505,000	678,063
<b>IL Chicago Board of Education</b>			
	Series 1997 A, Insured: AMBAC		
	5.250% 12/01/30(h)	10,470,000	11,063,753
<b>NJ Bergen County Improvement Authority</b>			
	Series 2005, 5.000% 11/15/24(c)	1,210,000	1,376,302
<b>NY New York City</b>			
	Series 1996 A, 7.000% 08/01/07	960,000	1,007,664
	Series 1997 H, 6.000% 08/01/17	1,375,000	1,458,119
<b>TX Dallas County Flood Control District</b>			
	Series 2002, 7.250% 04/01/32	1,000,000	1,046,580
<b>TX Irving Independent School District</b>			
	Series 1997, Insured: PSFG		
	(a) 02/15/18	1,000,000	587,720
<b>WA Clark County School District No. 37</b>			
	Series 2001 C, Insured: FGIC		
	(a) 12/01/18	5,000,000	2,830,750
	Local General Obligations Total		25,156,796
<b>Special Non - Property Tax 5.1%</b>			

Edgar Filing: COLONIAL HIGH INCOME MUNICIPAL TRUST - Form N-Q

<b>CA San Diego Redevelopment Agency</b>			
	Series 2001,		
	Insured: FSA:		
	(a) 09/01/19	1,910,000	1,030,139
	(a) 09/01/22	1,910,000	903,831
<b>IL Metropolitan Pier &amp; Exposition Authority</b>			
	McCormick Place Expansion Project,		
	Series 1993 A,		
	Insured: FGIC		
	(a) 06/15/16	10,000,000	6,440,500
<b>KS Wyandotte County Unified Government</b>			
	Series 2005,		
	5.000% 12/01/20	325,000	334,435
<b>NJ Economic Development Authority</b>			
	Cigarette Tax,		
	Series 2004:		
	5.500% 06/15/31	150,000	158,547
	5.750% 06/15/29	1,000,000	1,080,040

Municipal Bonds (continued)	Par (\$)	Value (\$)
[Redacted content]		

**TAX - BACKED (continued)**

**Special Non - Property Tax (continued)**

**PR Commonwealth of Puerto Rico  
Highway & Transportation Authority**

Series 2003 AA,

Insured: MBIA

5.500% 07/01/18

500,000

589,020

Special Non - Property Tax Total

10,536,512

**Special Property Tax 9.0%**




Edgar Filing: COLONIAL HIGH INCOME MUNICIPAL TRUST - Form N-Q

<b>CA Carson Improvement Bond Act 1915</b>			
	Series 1992, 7.375% 09/02/22	35,000	37,017
<b>CA Huntington Beach Community Facilities District</b>			
	Grand Coast Resort, Series 2001-1, 6.450% 09/01/31	750,000	791,085
<b>CA Lincoln Community Facilities District No. 2003-1</b>			
	Series 2004, 5.900% 09/01/24	500,000	541,575
<b>CA Oakdale Public Financing Authority</b>			
	Central City Redevelopment Project, Series 2004, 5.375% 06/01/33	1,375,000	1,411,066
<b>CA Orange County Community Facilities District</b>			
	Ladera Ranch, Series 1999 A, 6.700% 08/15/29	500,000	572,815
<b>CA Orange County Improvement Bond Act 1915</b>			
	Phase IV, No. 01-1 B, Series 2003, 5.750% 09/02/33	500,000	515,980
<b>CA Placer Unified High School District</b>			
	Series 2000 A, Insured: FGIC (a) 08/01/19	1,700,000	937,074
<b>CA Redwood City Community Facilities District No. 1</b>			
	Series 2003 B, 5.950% 09/01/28	600,000	629,100
<b>CA Riverside County Public Financing Authority</b>			
	Series 1997 A, 5.500% 10/01/22	465,000	481,517
<b>CA Temecula Valley Unified School District No. 1</b>			
	Series 2003, 6.125% 09/01/33	400,000	414,108

Municipal Bonds (continued)	Par (\$)	Value (\$)
[Redacted content]		

**TAX - BACKED (continued)**

**Special Property Tax (continued)**



Edgar Filing: COLONIAL HIGH INCOME MUNICIPAL TRUST - Form N-Q

<b>FL Celebration Community Development District</b>			
	Series 2003 A, 6.400% 05/01/34	990,000	1,059,914
<b>FL Colonial Country Club Community Development District</b>			
	Series 2003, 6.400% 05/01/33	730,000	781,553
<b>FL Double Branch Community Development District</b>			
	Series 2002 A, 6.700% 05/01/34	690,000	753,873
<b>FL Heritage Palms Community Development District</b>			
	Series 1999 A, 6.250% 11/01/07	175,000	175,303
<b>FL Islands at Doral Southwest Community Development District</b>			
	Series 2003, 6.375% 05/01/35	380,000	405,984
<b>FL Lexington Oaks Community Development District</b>			
	Series 1998 A, 6.125% 05/01/19	345,000	350,893
	Series 2000 A, 7.200% 05/01/30	280,000	292,972
	Series 2002 A, 6.700% 05/01/33	250,000	268,198
<b>FL Orlando</b>			
	Conroy Road Interchange Project, Series 1998 A: 5.500% 05/01/10	155,000	160,058
	5.800% 05/01/26	300,000	308,079
<b>FL Seven Oaks Community Development District</b>			
	Series 2004 A, 5.875% 05/01/35	295,000	301,166
	Series 2004 B, 5.000% 05/01/09	995,000	1,002,323
<b>FL Stoneybrook Community Development District</b>			
	Series 1998 A, 6.100% 05/01/19	295,000	300,109
	Series 1998 B, 5.700% 05/01/08	25,000	25,329
<b>FL Westchester Community Development District No.1</b>			
	Series 2003, 6.125% 05/01/35	425,000	447,380
<b>GA Atlanta</b>			

Municipal Bonds (continued)	Par (\$)	Value (\$)
[Redacted content]		

**TAX - BACKED (continued)**

**Special Property Tax (continued)**



Edgar Filing: COLONIAL HIGH INCOME MUNICIPAL TRUST - Form N-Q

	Eastside Project, Series 2005 A, AMT, 5.625% 01/01/16	600,000	617,538
<b>IL Chicago</b>			
	Pilsen Redevelopment, Series 2004 B, 6.750% 06/01/22	450,000	475,335
<b>IL Lincolnshire Special Services Area No. 1</b>			
	Sedgebrook Project, Series 2004, 6.250% 03/01/34	500,000	531,910
<b>IL Plano Special Service Area No. 4 Special Tax</b>			
	Series 2005 5-B, 6.000% 03/01/35	2,000,000	2,013,160
<b>MI Pontiac Finance Authority</b>			
	Development Area No. 3, Series 2002, 6.375% 06/01/31	550,000	595,611
<b>MI Taylor Tax Increment Finance Authority</b>			
	Series 2001, Insured: FSA 5.375% 05/01/17	1,220,000	1,338,572
	Special Property Tax Total		18,536,597
<b>State Appropriated 2.1%</b>			

Edgar Filing: COLONIAL HIGH INCOME MUNICIPAL TRUST - Form N-Q

<b>CA Public Works Board</b>			
	Department of Mental Health, Coalinga State Hospital, Series 2004 A, 5.500% 06/01/19	1,000,000	1,119,950
<b>NY Urban Development Corp.</b>			
	University Facilities Grants, Series 1995, 5.875% 01/01/21	1,000,000	1,206,880
<b>PR Commonwealth of Puerto Rico Public Finance Corp.</b>			
	Series 2002 E, 6.000% 08/01/26	1,645,000	2,020,405
	State Appropriated Total		4,347,235
<b>State General Obligations</b>	<b>3.3%</b>		




Edgar Filing: COLONIAL HIGH INCOME MUNICIPAL TRUST - Form N-Q

<b>CA State</b>			
	Series 2003,		
	5.250% 02/01/23	380,000	433,493
<b>DC District of Columbia</b>			
	Series 1999 A,		
	Insured: FSA		
	5.375% 06/01/18	1,700,000	1,834,657
<b>TX State</b>			
	Series 1999 ABC,		

Municipal Bonds (continued)	Par (\$)	Value (\$)
[Redacted content]		

**TAX - BACKED (continued)**

**State General Obligations (continued)**



Edgar Filing: COLONIAL HIGH INCOME MUNICIPAL TRUST - Form N-Q

5.500% 08/01/35	4,200,000	4,498,452
State General Obligations Total		6,766,602
TAX BACKED TOTAL		68,163,323

**TRANSPORTATION** 7.4%

**Air Transportation** 4.2%


Edgar Filing: COLONIAL HIGH INCOME MUNICIPAL TRUST - Form N-Q

<b>CA Los Angeles Regional Airport</b>			
	LAXfuel Corp., Series 2001, AMT, Insured: AMBAC		
	5.250% 01/01/23	750,000	782,332
<b>CO Denver City &amp; County Airport</b>			
	United Air Lines, Inc., Series 1992 A, AMT		
	6.875% 10/01/32(e)	1,000,000	913,630
<b>FL Capital Trust Agency</b>			
	Air Cargo-Orlando Project, Series 2003, AMT,		
	6.750% 01/01/32	500,000	503,845
<b>IN Indianapolis Airport Authority</b>			
	Fed Ex Corp., Series 2004, AMT,		
	5.100% 01/15/17	250,000	264,457
<b>MN Minneapolis &amp; St. Paul Metropolitan Airports Commission</b>			
	Northwest Airlines, Inc.: Series 2001 A, AMT,		
	7.000% 04/01/25	1,050,000	940,695
	Series 2005, AMT, 7.375% 04/01/25	250,000	238,035
<b>NC Charlotte/Douglas International Airport</b>			
	US Airways, Inc.: Series 1998, AMT,		
	5.600% 07/01/27(i)	250,000	161,678
	Series 2000, AMT, 7.750% 02/01/28(i)	750,000	546,442
<b>NJ Economic Development Authority</b>			
	Continental Airlines, Inc.: Series 1999, AMT:		
	6.250% 09/15/19	180,000	165,197
	6.250% 09/15/29	485,000	433,508
	Series 2003, AMT, 9.000% 06/01/33	750,000	825,240
<b>TX Alliance Airport Authority</b>			
	Fed Ex Corp.Project, Series 1996, AMT,		
	6.375% 04/01/21	1,000,000	1,039,650
<b>TX Dallas-Fort Worth International Airport</b>			
	American Airlines, Inc., Series 2000 A, AMT,		

Municipal Bonds (continued)	Par (\$)	Value (\$)
[Redacted content]		

**TRANSPORTATION (continued)**

**Air Transportation (continued)**





Edgar Filing: COLONIAL HIGH INCOME MUNICIPAL TRUST - Form N-Q

	9.000% 05/01/29	1,000,000	1,027,800
<b>TX Houston Industrial Development Corp.</b>			
	United Parcel Services, Series 2002, AMT,		
	6.000% 03/01/23	725,000	761,221
	Air Transportation Total		8,603,730
<b>Airports 0.1%</b>			

**GA Augusta Airport**

Series 2005 C, AMT,  
5.450% 01/01/31

250,000

257,538

Airports Total

257,538

**Toll Facilities 2.6%**

Edgar Filing: COLONIAL HIGH INCOME MUNICIPAL TRUST - Form N-Q

<b>CO E-470 Public Highway Authority</b>			
	Series 2000 B, Insured: MBIA		
	(a) 09/01/18	3,000,000	1,721,160
<b>CO Northwest Parkway Public Highway Authority</b>			
	Series 2001 D, 7.125% 06/15/41	1,250,000	1,352,687
<b>VA Richmond Metropolitan Authority</b>			
	Series 1998, Insured: FGIC		
	5.250% 07/15/22	2,000,000	2,323,300
	Toll Facilities Total		5,397,147
<b>Transportation</b>	<b>0.5%</b>		

Edgar Filing: COLONIAL HIGH INCOME MUNICIPAL TRUST - Form N-Q

**NV Department of Business & Industry**

Las Vegas Monorail Project,

Series 2000,

7.375% 01/01/40

1,000,000

1,050,580

Transportation Total

1,050,580

TRANSPORTATION TOTAL

15,308,995

**UTILITIES 17.5%**


**Independent Power Producers 2.9%**

Edgar Filing: COLONIAL HIGH INCOME MUNICIPAL TRUST - Form N-Q

<b>MI Midland County Economic Development Corp.</b>	Series 2000 A, AMT, 6.875% 07/23/09	1,250,000	1,310,312
<b>NY Port Authority of New York &amp; New Jersey</b>	KIAC Partners, Series 1996 IV, AMT, 6.750% 10/01/11	2,000,000	2,110,700
<b>NY Suffolk County Industrial Development Authority</b>	Nissequogue Cogeneration Partners Facilities, Series 1998, AMT,		

<b>Municipal Bonds (continued)</b>	<b>Par (\$)</b>	<b>Value (\$)</b>
[Redacted content]		

**UTILITIES (continued)**  
**Independent Power Producers**  
**(continued)**





Edgar Filing: COLONIAL HIGH INCOME MUNICIPAL TRUST - Form N-Q

	5.500% 01/01/23	550,000	554,714
<b>PA Carbon City Industrial Development Authority</b>			
	Panther Creek Partners Project, Series 2000, AMT,		
	6.650% 05/01/10	250,000	271,535
<b>PA Economic Development Financing Authority</b>			
	Northampton Generating, Series 1994 A, AMT,		
	6.500% 01/01/13	1,000,000	1,010,220
<b>PR Commonwealth of Puerto Rico Industrial, Tourist, Educational, Medical &amp; Environmental Facilities Authority</b>			
	AES Project, Series 2000, AMT,		
	6.625% 06/01/26	645,000	699,844
	Independent Power Producers Total		5,957,325

**Investor Owned 10.3%**


Edgar Filing: COLONIAL HIGH INCOME MUNICIPAL TRUST - Form N-Q

<b>AZ Pima County Industrial Development Authority</b>			
	Tucson Electric Power Co., Series 1997 A, AMT, 6.100% 09/01/25	750,000	752,108
<b>CA Chula Vista Industrial Development Authority</b>			
	San Diego Gas & Electric, Series 1996, AMT, 5.500% 12/01/21	625,000	677,769
<b>FL Polk County Industrial Development Authority</b>			
	Tampa Electric Co. Project, Series 1996, AMT, 5.850% 12/01/30	1,200,000	1,240,020
<b>IL Bryant</b>			
	Central Illinois Light Co., Series 1993, 5.900% 08/01/23	2,650,000	2,702,735
<b>IN Petersburg</b>			
	Indianapolis Power & Light Co., Series 1995, 6.625% 12/01/24	1,000,000	1,022,380
<b>LA Calcasieu Parish Industrial Development Board</b>			
	Entergy Gulf States, Inc., Series 1999, 5.450% 07/01/10	500,000	501,145
<b>LA West Feliciana Parish</b>			
	Entergy Gulf States, Inc., Series 1999 B, 6.600% 09/01/28	500,000	507,865
<b>MS Business Finance Corp.</b>			
	Systems Energy Resources Project,		

Municipal Bonds (continued)	Par (\$)	Value (\$)
[Redacted content]		

**UTILITIES (continued)**

**Investor Owned (continued)**



Edgar Filing: COLONIAL HIGH INCOME MUNICIPAL TRUST - Form N-Q


	Series 1998, 5.875% 04/01/22	2,000,000	2,055,980
<b>MT Forsyth</b>			
	Portland General, Series 1998 A, 5.200% 05/01/33	300,000	313,440
<b>NV Clark County Industrial Development Authority</b>			
	Nevada Power Co., Series 1995 B, AMT, 5.900% 10/01/30	1,250,000	1,250,212
<b>OH Air Quality Development Authority</b>			
	Cleveland Electric Illuminating Company, Series 2002 A, 6.000% 12/01/13	900,000	952,065
<b>PA Economic Development Financing Authority</b>			
	Reliant Energy, Inc., Series 2001 A, AMT, 6.750% 12/01/36	600,000	649,068
<b>TX Brazos River Authority</b>			
	TXU Energy Co. LLC: Series 2001 C, AMT, 5.750% 05/01/36	280,000	299,113
	Series 2003 C, AMT, 6.750% 10/01/38	645,000	721,542
<b>VA Chesterfield County Industrial Development Authority</b>			
	Virginia Electric & Power Co., Series 1987 B, 5.875% 06/01/17	250,000	274,948
<b>VA Pittsylvania County Industrial Development Authority</b>			
	Multitrade of Pittsylvania, Series 1994 A, AMT, 7.450% 01/01/09	900,000	935,793
<b>WV Pleasant County</b>			
	Western Pennsylvania Power Co., Series 1999 E, AMT, Insured: AMBAC 5.500% 04/01/29	4,750,000	5,051,245
<b>WY Campbell County</b>			
	Black Hills Power, Inc., Series 2004, 5.350% 10/01/24	1,250,000	1,299,887
	Investor Owned Total		21,207,315
<b>Joint Power Authority 0.4%</b>			



Municipal Bonds (continued)	Par (\$)	Value (\$)
[Redacted content]		

**UTILITIES (continued)**

**Joint Power Authority (continued)**





Edgar Filing: COLONIAL HIGH INCOME MUNICIPAL TRUST - Form N-Q

	6.700% 01/01/19	500,000	560,155
	Series 2003 F,		
	5.500% 01/01/16	285,000	307,786
	Joint Power Authority Total		867,941

**Municipal Electric 3.2%**

Edgar Filing: COLONIAL HIGH INCOME MUNICIPAL TRUST - Form N-Q

<b>PR Commonwealth of Puerto Rico Electric Power Authority</b>			
	Series 1998 II, Insured: FSA		
	5.125% 07/01/26	2,000,000	2,158,860
<b>WA Chelan County Public Utility District No. 1</b>			
	Columbia River Rock Hydroelectric, Series 1997, Insured: MBIA		
	(a) 06/01/14	5,000,000	3,466,600
<b>WA Seattle Light &amp; Power</b>			
	Series 2001, Insured: FSA		
	5.500% 03/01/17	750,000	824,452
	Municipal Electric Total		6,449,912

**Water & Sewer 0.7%**

Edgar Filing: COLONIAL HIGH INCOME MUNICIPAL TRUST - Form N-Q

<b>MO Water &amp; Sewer</b>			
	Lee s Summit, Series 2002, Insured: AMBAC		
	5.250% 07/01/15	500,000	546,610
<b>MS V Lakes Utility District</b>			
	Series 1994, 8.250% 07/15/24	480,000	445,958
<b>NH Industrial Development Authority</b>			
	Pennichuck Water Works, Inc., Series 1988, AMT, 7.500% 07/01/18	405,000	467,893
	Water & Sewer Total		1,460,461
	UTILITIES TOTAL		35,942,954



**Total Municipal Bonds**  
**(cost of \$308,364,510)**


**313,945,981**

**Shares**

**Municipal Preferred Stocks 3.2%**

**HOUSING 3.2%**

**Multi - Family 3.2%**



Edgar Filing: COLONIAL HIGH INCOME MUNICIPAL TRUST - Form N-Q

**Charter Mac Equity Issuer Trust**

AMT:

6.300% 04/30/19

1,000,000

1,106,070

6.625% 06/30/09(j)

2,000,000

2,174,780

Municipal Preferred Stocks (continued)	Shares	Value (\$)
[Redacted content]		



**HOUSING (continued)**

**Multi - Family (continued)**



Edgar Filing: COLONIAL HIGH INCOME MUNICIPAL TRUST - Form N-Q

<b>GMAC Municipal Mortgage Trust</b>			
	AMT,		
	5.600% 10/31/39(j)	1,000,000	1,040,930
<b>MuniMae Trust</b>			
	AMT,		
	7.750% 06/30/50(j)	2,000,000	2,291,260
	Multi - Family Total		6,613,040
	HOUSING TOTAL		6,613,040

	<b>Total Municipal Preferred Stocks</b> <b>(cost of \$6,000,000)</b>	<b>6,613,040</b>
<b>Investment Company</b>	<b>0.0%</b>	

Edgar Filing: COLONIAL HIGH INCOME MUNICIPAL TRUST - Form N-Q

Dreyfus Tax-Exempt Cash Management Fund	535	535
<b>Total Investment Company (cost of \$535)</b>		<b>535</b>

	Par (\$)
<b>Short-Term Obligations 1.7%</b>	

**VARIABLE RATE DEMAND**

NOTES(k) 1.7%

<b>FL Pinellas County Health Facilities Authority</b>			
	All Childrens Hospital, Mease Health Care, and Metropolitan General Hospital, Insured: AMBAC LOC: Wachovia Bank N.A.		
	2.350% 12/01/15	1,100,000	1,100,000
<b>IA Woodbury County Educational Facility</b>			
	Siouxland Medical Educational Foundation, Series 1996, 2.420% 11/01/16	100,000	100,000
<b>IN Educational Facilities Authority</b>			
	DePauw University, LOC: Northern Trust Co. 2.330% 07/01/32	300,000	300,000
<b>IN Health Facility Financing Authority</b>			
	Fayette Memorial Hospital Association Series 2002 A, 2.380% 10/01/32	500,000	500,000
<b>MN Cohasset</b>			
	Minnesota Power & Light Co., Series 1997 B, LOC: ABN Amro Bank N.V. 2.330% 06/01/13	500,000	500,000
<b>MO Development Finance Board</b>			
	St. Louis Convention Center Series 2000 C, 2.380% 12/01/20	100,000	100,000

<b>Short-Term Obligations (continued)</b>	<b>Par (\$)</b>	<b>Value (\$)</b>
[Redacted content]		

**VARIABLE RATE DEMAND**

**NOTES(k) (continued)**

<b>MS Jackson County</b>			
	Chevron U.S.A., Inc., Series 1992,		
	2.340% 12/01/16	400,000	400,000
<b>WI Health &amp; Educational Facilities Authority</b>			
	ProHealth Care, Inc., Series 2001 B,		
	2.330% 08/15/30	500,000	500,000
	<b>VARIABLE RATE DEMAND NOTES TOTAL</b>		<b>3,500,000</b>

<b>Total Short-Term Obligations</b> (cost of \$3,500,000)		<b>3,500,000</b>
<b>Total Investments</b> 157.6% (cost of \$317,865,045)(l)(m)		<b>324,059,556</b>
<b>Auction Preferred Shares plus cumulative unpaid distribution</b> (58.4)%		<b>(120,032,177)</b>
<b>Other Assets &amp; Liabilities, Net</b> 0.8%		<b>1,566,265</b>
<b>Net Assets</b> 100.0%		<b>205,593,644</b>

**Notes to Investment Portfolio:**

\*

**Security Valuation:**

Debt securities generally are valued by pricing services approved by the Fund's Board of Trustees, based upon market transactions for normal, institutional-size trading units of similar securities. The services may use various pricing techniques which take into account appropriate factors such as yield, quality, coupon rate, maturity, type of issue, trading characteristics and other data, as well as broker quotes. Debt securities for which quotations are readily available are valued at an over-the-counter or exchange bid quotation. Certain debt securities, which tend to be more thinly traded and of lesser quality, are priced based on fundamental analysis of the financial condition of the issuer and the estimated value of any collateral. Valuations developed through pricing techniques may vary from the actual amounts realized upon sale of the securities, and the potential variation may be greater for those securities valued using fundamental analysis.

Short-term debt obligations maturing within 60 days are valued at amortized cost, which approximates market value.

Investments in other investment companies are valued at net asset value.

Futures contracts are valued at the settlement price established each day by the board of trade or exchange on which they are traded.

Investments for which market quotations are not readily available, or have quotations which management believes are not appropriate, are valued at fair value as determined in good faith under consistently applied procedures established by and under the general supervision of the Board of Trustees. If a security is valued at a fair value, such value is likely to be different from the last quoted market price for the security.

(a) Zero coupon bond.

(b)



**Denotes a restricted security, which is subject to restrictions on resale under federal securities laws or in transactions exempt from registration. At August 31, 2005, the value of these securities amounted to \$2,445,363, which represents 1.2% of net assets.**

**Additional information on these securities is as follows:**

Security	Acquisition Date	Acquisition Cost
CA Statewide Community Development Authority: Crossroads School of Arts & Sciences, Series 1998, 6.000% 08/01/28	<b>08/31/98</b>	1,240,000
Eskaton Village - Grass Valley, Series 2000, 8.250% 11/15/31	09/08/00	990,000
TX Affordable Housing Corp. NHT/GTEX Project, Series 2001C, 10.000% 10/01/31	09/05/02	870,000
		<b>3,100,000</b>

- 
- (c) Security purchased on a delayed delivery basis.
- (d) The issuer is in default of certain debt covenants. Income is not being accrued. At August 31, 2005, the value of these securities amounted to \$632,150, which represents 0.3% of net assets.
- (e) The issuer has filed for bankruptcy protection under Chapter 11, and is in default of certain debt covenants. Income is not being accrued. At August 31, 2005, the value of these securities amounted to \$914,065, which represents 0.4% of net assets.
- (f) Represents fair value as determined in good faith under procedures approved by the Board of Trustees.
- (g) The Trust has been informed that each issuer has placed direct obligations of the U.S. Government in an irrevocable trust, solely for the payment of principal and interest.
- (h) A portion of this security with a market value of \$3,180,697 is pledged as collateral for open futures contracts.
- (i) The issuer has filed for bankruptcy protection under Chapter 11, and is in default of certain debt covenants. Income is being accrued. At August 31, 2005, the value of these securities amounted to \$708,120, which represents 0.3% of net assets.
- (j) Security exempt from registration pursuant to Rule 144A under the Securities Act of 1933. These securities, which did not include any illiquid securities, may be resold in transactions exempt from registration, normally to qualified institutional buyers. At August 31, 2005, these securities amounted to \$5,506,970, which represents 2.7% of net assets.
- (k) Variable rate demand notes. These securities are payable upon demand and are secured by letters of credit or other credit support agreements from banks. The interest rates change periodically and the interest rates shown reflect the rates at August 31, 2005.
- (l) Cost for federal income tax purposes is \$317,865,045.
- (m) Unrealized appreciation and depreciation at August 31, 2005 based on cost of investments for federal income tax purposes was:

Edgar Filing: COLONIAL HIGH INCOME MUNICIPAL TRUST - Form N-Q

	<b>Unrealized Appreciation</b>		<b>Unrealized Depreciation</b>		<b>Net Unrealized Appreciation</b>
\$	23,526,062	\$	(17,331,551)	\$	6,194,511

At August 31, 2005, the Trust held the following open short futures contract:

Type	Number of Contracts	Value	Aggregate Face Value	Settlement Date	Unrealized Depreciation
U.S. Treasury Bonds	220	\$ 25,966,875	\$ 25,725,986	Dec-2005	\$ (240,889)
10-Year U.S. Treasury Notes	215	\$ 24,096,797	\$ 24,092,489	Dec-2005	\$ (4,308)
					\$ (245,197)

Acronym	Name
AMBAC	Ambac Assurance Corp.
AMT	Alternative Minimum Tax
FGIC	Financial Guaranty Insurance Co.
FHA	Federal Housing Administration
FNMA	Federal National Mortgage Association
FSA	Financial Security Assurance, Inc.
GNMA	Government National Mortgage Association.
LOC	Letter of Credit/Line of Credit
MBIA	MBIA Insurance Corp.
PSFG	Permanent School Fund Guaranteed
RAD	Radian Asset Assurance, Inc.

**Item 2. Controls and Procedures.**

(a) The registrant's principal executive officer and principal financial officer, based on their evaluation of the registrant's disclosure controls and procedures as of a date within 90 days of the filing of this report, have concluded that such controls and procedures are adequately designed to ensure that information required to be disclosed by the registrant in Form N-Q is accumulated and communicated to the registrant's management, including the principal executive officer and principal financial officer, or persons performing similar functions, as appropriate to allow timely decisions regarding required disclosure.

(b) There were no changes in the registrant's internal control over financial reporting that occurred during the registrant's last fiscal quarter that has materially affected, or is reasonably likely to materially affect, the registrant's internal control over financial reporting.

**Item 3. Exhibits.**

Certifications pursuant to Rule 30a-2(a) under the Investment Company Act of 1940 (17 CFR 270.30a-2(a)) attached hereto as Exhibit 99.CERT.

---

**SIGNATURES**

Pursuant to the requirements of the Securities Exchange Act of 1934 and the Investment Company Act of 1940, the registrant has duly caused this report to be signed on its behalf by the undersigned, thereunto duly authorized.

(registrant) Colonial High Income Municipal Trust

By (Signature and Title) /s/ Christopher L. Wilson  
Christopher L. Wilson, President

Date October 27, 2005

Pursuant to the requirements of the Securities Exchange Act of 1934 and the Investment Company Act of 1940, this report has been signed below by the following persons on behalf of the registrant and in the capacities and on the dates indicated.

By (Signature and Title) /s/ Christopher L. Wilson  
Christopher L. Wilson, President

Date October 27, 2005

By (Signature and Title) /s/ J. Kevin Connaughton  
J. Kevin Connaughton, Treasurer

Date October 27, 2005

---